

DANZIGER

Technical
Product Pages

2021-2022



ALONIA™

Angelonia angustifolia



Brand
NEW 21



ALONIA™ Dark Lavender

- Early flowering
- Good heat tolerance
- Can be grown in small pots but continues to gain size in the garden
- Mature height and width is 14 inches x 12 inches (36cm x 30cm) for Alonia and 16 inches x 14 inches (41cm x 36cm) for Alonia Big

PROPAGATION TIPS:

- Stick on priority
- **NA:** Spray Daconil the day of sticking
- **EU&ROW:** Apply a preventative spray for Botrytis
- Mist to keep turgid and keep soil temp at 72-74F (23C) until roots form then lower to 68F (20C)
- Remove from mist as soon as possible
- Do not pinch
- B-9 or B-9/Arest tank mix can be effective to control unwanted growth.

FINISHING TIPS:

- Day of transplanting: **NA:** Spray Daconil and water in thoroughly to activate starter charge in soil.
- **EU&ROW:** Apply a preventative spray for Botrytis
- Feed at 100 to 150 ppm N as needed
- Paclobutrazol drench at 2 ppm can be effective to control unwanted growth

Container Size Schedule @ADT of 68°F (20°C)	Total weeks from stick to finish
Quart 12-15 cm pot	12 weeks
Gallon 15-18 cm pot	12 weeks
8" / 20cm at 1 ppp	12 weeks
10" / 25cm at 3 ppp	12 weeks

More varieties in the ALONIA™ series:



ALONIA™ Violet

Best
Seller



ALONIA™ Bicolor Violet



ALONIA™ Pink Flirt



ALONIA™ Snowball

Sub series BIG with a larger habit:



ALONIA™ Big Blue

Best
Seller



ALONIA™ Big Snow



ALONIA™ BIG Bicolor Pink

Brand
NEW 21



ALONIA™ BIG Bicolor Purple

Brand
NEW 21



ALONIA™ Big Dark Pink



ALONIA™ Big Indigo

Best
Seller

For additional technical growing information:

ALONIA™ [CLICK HERE](#)



LOLLIES™

Argyranthemum frutescens



Brand
NEW 22



LOLLIES™ Berry Gummy

- Brand new series for 2022
- Early flowering time
- Well matched series of 5 colors
- Mature height and width is 8 inches x 12 inches (20cm x 30cm)

PROPAGATION TIPS:

- Stick on priority
- **NA:** Spray Daconil the day of sticking
- **EU&ROW:** Apply a preventative spray for Botrytis
- Mist to keep turgid and keep soil temp at 72-74F (23C) until roots form then lower to 68F (20C)
- Remove from mist as soon as possible
- Do not pinch
- B-9 or B-9/Arest tank mix can be effective to control unwanted growth.

FINISHING TIPS:

- Day of transplanting: **NA:** Spray Daconil and water in thoroughly to activate starter charge in soil.
- **EU&ROW:** Apply a preventative spray for Botrytis
- Feed at 100 to 150 ppm N as needed
- Paclobutrazol drench at 2 ppm can be effective to control unwanted growth

Container Size Schedule @ADT of 68°F (20°C)	Total weeks from stick to finish
Gallon 15-18 cm pot	13 weeks
8" / 20 cm at 1 ppp	14 weeks
10" / 25 cm at 3 ppp	14 weeks

More varieties in the LOLLIES™ series:



LOLLIES™ Pink Pez



LOLLIES™ Buttermint



LOLLIES™ White Chocolate



LOLLIES™ Marshmallow

For additional technical growing information:

LOLLIES™ [CLICK HERE](#)



 DANZIGER

www.danzigeronline.com |   

BIDENS™

Bidens ferulifolia



Brand NEW 22



SUNSHINE DOUBLE™

- Blazing Embers is very compact with a ball shaped habit and large attractive blooms
- Needs little to no PGR
- Well suited for quart programs

PROPAGATION TIPS:

- Stick on priority
- **NA:** Spray Daconil the day of sticking. **EU&ROW:** Apply a preventative spray for Botrytis
- Mist to keep turgid and keep soil temp at 72-74F (23C) until roots form then lower to 68F (20C)
- Remove from mist as soon as possible
- B-9 or B-9/Arest tank mix can be effective to control unwanted growth.

FINISHING TIPS:


- Day of transplanting: **NA:** Spray Daconil the day of sticking. **EU&ROW:** Apply a preventative spray for Botrytis
- Feed at 100 to 150 ppm N as needed

Container Size Schedule @ADT of 68°F (20°C)	Total weeks from stick to finish
Quart 12-15 cm pot	12 weeks
Gallon 15-18 cm pot	12 weeks
8" / 20cm at 1 ppp	12 weeks
10" / 25cm at 3 ppp	12 weeks

Other top selling varieties in the TIMELESS™ collection:



WHITE DELIGHT IMPROVED™



PRETTY IN PINK™



BLAZING EMBERS™



YELLOW SPLASH™



GOLDEN EMPIRE™

Best Seller



YELLOW CHARM™

Best Seller

For additional technical growing information:

TIMELESS™ [CLICK HERE](#) 

COLIBRI™

Calibrachoa hybrida



COLIBRI™ Abstract Guava

- Early flowering, compact habit
- Requires very little PGR
- Perfect for small pot production and tidy baskets
- Mature height and width is 10 inches x 12 inches (25cm x 30cm)

PROPAGATION TIPS:

- Stick on priority
- **NA:** Spray Daconil the day of sticking
- **EU&ROW:** Apply a preventative spray for Botrytis
- Mist to keep turgid and keep soil temp at 72-74F (23C) until roots form then lower to 68F (20C)
- Remove from mist as soon as possible
- B-9 or B-9/Arest tank mix can be effective to control unwanted growth.

FINISHING TIPS:

- Day of transplanting: **NA:** Spray Daconil and water in thoroughly to activate starter charge in soil.
- **EU&ROW:** Apply a preventative spray for Botrytis
- Feed at 100 to 150 ppm N as needed
- Paclobutrazol drench at 2 ppm can be effective to control unwanted growth

Container Size Schedule @ADT of 68°F (20°C)	Total weeks from stick to finish
Quart 12-15 cm pot	12 weeks
Gallon 15-18 cm pot	12 weeks
8" / 20 cm at 1 ppp	12 weeks
10" / 25 cm at 3 ppp	12 weeks

More varieties in the COLIBRI™ series:



COLIBRI™ Purple Bling




COLIBRI™ Pink Bling



COLIBRI™ Double Deep Purple



COLIBRI™ Bright Red



COLIBRI™ Mellow Yellow



COLIBRI™ Orange




COLIBRI™ Purple Lace



COLIBRI™ Cherry Lace



COLIBRI™ Plum



COLIBRI™ Pink Flamingo

For additional technical growing information:

COLIBRI™ [CLICK HERE](#)



www.danzigeronline.com |

EYECONIC™

Calibrachoa hybrida



Brand
NEW 22



EYECONIC™ Peach

Brand
NEW 22



EYECONIC™ Pink

- Selected for eye type color pattern on large blooms
- Makes a showy basket and works well in combinations
- Flowers in a 10-hour day
- Tested for pH sensitivity
- Mature Height and Width is 12" X 14" (30cm x 36cm)

PROPAGATION TIPS:

- Stick on priority
- **NA:** Spray Daconil the day of sticking.
EU&ROW: Apply a preventative spray for Botrytis
- Mist to keep turgid and keep soil temp at 72-74F (23C) until roots form then lower to 68F (20C)
- Remove from mist as soon as possible
- B-9 or B-9/Arest tank mix can be effective to control unwanted growth.

FINISHING TIPS:

- Day of transplanting: **NA:** Spray Daconil and water in thoroughly to activate starter charge in soil. **EU&ROW:** Apply a preventative spray for Botrytis
- Feed at 100 to 150 ppm N as needed
- Paclobutrazol drench at 2 ppm can be effective to control unwanted growth

Container Size Schedule
@ADT of 68°F (20°C)

Total Weeks from
Stick to Finish

Quart | 12-15 cm pot

12 weeks

Gallon | 15-18 cm pot

12 weeks

10" / 25cm at 3 ppp

12 weeks

More varieties in the EYECONIC™ series:



Brand
NEW 22

EYECONIC™ Cherry Blossom



Brand
NEW 22

EYECONIC™ Strawberry



Brand
NEW 21

EYECONIC™ Compact Sunset



EYECONIC™ Purple

For additional technical growing information:

[EYECONIC™ CLICK HERE](#)



 **DANZIGER**

www.danzigeronline.com | 

LIA™

Calibrachoa hybrida



Brand NEW 22



LIA™ Abstract Pink

- Selected for basket production
- Blooms early enough for any market
- Tested for pH sensitivity
- Mature height and width 12 inches x 14 inches (30cm x 36cm)

PROPAGATION TIPS:

- Stick on priority
- **NA:** Spray Daconil the day of sticking
- **EU&ROW:** Apply a preventative spray for Botrytis
- Mist to keep turgid and keep soil temp at 72-74F (23C) until roots form then lower to 68F (20C)
- Remove from mist as soon as possible
- B-9 or B-9/Arest tank mix can be effective to control unwanted growth.

FINISHING TIPS:

- Day of transplanting: **NA:** Spray Daconil and water in thoroughly to activate starter charge in soil.
- **EU&ROW:** Apply a preventative spray for Botrytis
- Feed at 100 to 150 ppm N as needed
- Paclobutrazol drench at 2 ppm can be effective to control unwanted growth

Container Size Schedule @ADT of 68°F (20°C)	Total weeks from stick to finish
Quart 12-15 cm pot	12 weeks
Gallon 15-18 cm pot	12 weeks
8" / 20 cm at 1 ppp	12 weeks
10" / 25 cm at 3 ppp	12 weeks

Other top selling varieties in the LIA™ series:



LIA™ Cranberry



LIA™ Dark Red



LIA™ Glaze



LIA™ Bubblegum



LIA™ Yellow



LIA™ Melon



LIA™ Blue

For additional technical growing information:

LIA™ [CLICK HERE](#)



OMBRE™

Calibrachoa hybrida



Brand NEW 21



OMBRE™ Pink

Brand NEW 21



OMBRE™ Blush

Brand NEW 21



OMBRE™ Blue

Brand NEW 21



OMBRE™ Yellow

- A range of colors on each plant
- Medium Vigor and a controlled semi-trailing habit
- Blooms early enough for any market
- Tested for pH sensitivity
- Mature height and width 12 inches x 14 inches (30cm x 36cm)

PROPAGATION TIPS:

- Stick on priority
- **NA:** Spray Daconil the day of sticking
EU&ROW: Apply a preventative spray for Botrytis
- Mist to keep turgid and keep soil temp at 72-74F (23C) until roots form then lower to 68F (20C)
- Remove from mist as soon as possible
- B-9 or B-9/Arest tank mix can be effective to control unwanted growth.

FINISHING TIPS:

- Day of transplanting: **NA:** Spray Daconil and water in thoroughly to activate starter charge in soil. **EU&ROW:** Apply a preventative spray for Botrytis
- Feed at 100 to 150 ppm N as needed
- Paclobutrazol drench at 2 ppm can be effective to control unwanted growth

Container Size Schedule @ADT of 68°F (20°C)	Total weeks from stick to finish
Quart 12-15 cm pot	12 weeks
Gallon 15-18 cm pot	12 weeks
8" / 20 cm at 1 ppp	12 weeks
10" / 25 cm at 3 ppp	12 weeks

For additional technical growing information:

OMBRE™ [CLICK HERE](#)



GOLF™

Craspedia sp.



Brand
NEW 22



GOLF™ Beauty Improved

- Improved vigor and rooting make this plant a good fit for programs in any market
- Unique bright yellow, ball shaped blooms grab attention at retail
- Works well as an upright element in a combination
- Mature height and width is 16" x 10" (41cm X 25cm)

PROPAGATION TIPS:

- Stick on priority
- **NA:** Spray Daconil the day of sticking
EU&ROW: Apply a preventative spray for Botrytis
- Mist to keep turgid and keep soil temp at 72-74F (23C) until roots form then lower to 68F (20C)
- Remove from mist as soon as possible
- B-9 or B-9/Arest tank mix can be effective to control unwanted growth.

FINISHING TIPS:

- Day of transplanting: **NA:** Spray Daconil and water in thoroughly to activate starter charge in soil.
EU&ROW: Apply a preventative spray for Botrytis
- Feed at 100 to 150 ppm N as needed
- Paclobutrazol drench at 2 ppm can be effective to control unwanted growth

Container Size Schedule @ADT of 68°F (20°C)	Total Weeks from Stick to Finish
Gallon 15-18 cm pot	12 weeks
8" / 20 cm at 1 ppp	12 weeks
10" / 25 cm at 3 ppp	12 weeks

For additional technical growing information:

GOLF™ [CLICK HERE](#)



 **DANZIGER**

www.danzigeronline.com | 

DARLIN'TM

Dahlia variabilis



Brand NEW 22



DARLIN'TM Vintage Rose

- Large double blooms are available in both solids and bicolors
- Works well in gallon programs
- Blooms spring to summer
- Mature height is 10-12 inches wide x 10-12 inches height (25-30 cm wide x 25-30 cm height)

PROPAGATION TIPS:

- Stick on priority
- **NA:** Spray Daconil the day of sticking
- **EU&ROW:** Apply a preventative spray for Botrytis
- Night interruption 10pm to 2am must be started day of sticking, at least 10 foot candles
- Mist to keep turgid and keep soil temp at 72-74F (23C) until roots form then lower to 68F (20C)
- Remove from mist as soon as possible
- B-9 at 1500 ppm can be effective to control unwanted growth

FINISHING TIPS:

- Day of transplanting: **NA:** Spray Daconil and water in thoroughly to activate starter charge in soil.
- **EU&ROW:** Apply a preventative spray for Botrytis
- Start 14 hour days after transplant
- Feed at 100 to 150 ppm N as needed
- B-9 at 1500 ppm can be effective to control unwanted growth

Container Size Schedule @ADT of 68°F (20°C)	Total weeks from stick to finish
Quart 12-15 cm pot	12 weeks
Gallon 15-18 cm pot	12 weeks
8" / 20cm at 1 ppp	12 weeks
10" / 25cm at 3 ppp	12 weeks

More varieties in the DARLIN'TM series:



DARLIN'TM Orange Flare



DARLIN'TM Salmon



DARLIN'TM White



DARLIN'TM Radiant Pink



DARLIN'TM Ruby



DARLIN'TM Yellow



DARLIN'TM Burgundy Lace

TRINITY™ Sunset

Diascia barberae



TRINITY™ Sunset

- Large flowers and exceptional weather tolerance
- Holds blooms longer for an improved shelf life
- Grows into a small bush
- Mature Height and Width
12 inches X 14 inches (30cm x 36cm)

PROPAGATION TIPS:

- Stick on priority
- **NA:** Spray Daconil the day of sticking
EU&ROW: Apply a preventative spray for Botrytis
- Mist to keep turgid and keep soil temp at 72-74F (23C) until roots form then lower to 68F (20C)
- Remove from mist as soon as possible

FINISHING TIPS:

- Day of transplanting: **NA:** Spray Daconil and water in thoroughly to activate starter charge in soil.
EU&ROW: Apply a preventative spray for Botrytis
- Feed at 100 to 150 ppm N as needed
- B-9 or B-9/Arest tank mix can be effective to control unwanted growth.

Container Size Schedule
@ADT of 68°F (20°C)

Total Weeks from
Stick to Finish

Gallon | 15-18 cm pot

12 weeks

8" / 20 cm at 1 ppp

12 weeks

10" / 25 cm at 3 ppp

12 weeks

For additional technical growing information:

TRINITY™ [CLICK HERE](#)



 **DANZIGER**

www.danzigeronline.com |   

SOL LUNA™

Impatiens hybrid



Brand NEW 22



SOL LUNA™ Lilac

Brand NEW 22



SOL LUNA™ Blush

- Brand new series for 2021
- Takes sun and shade equally well
- Consumer can plant anywhere for a tidy ball of bright color
- Compact well matched series, easy to grow and reliable in production
- Perfectly suited for premium pack and quart programs, will fill a 6" (15cm) pot beautifully
- Mature height and width is 8 inches x 8 inches (20cm x 20cm)

PROPAGATION TIPS:

- Stick on priority
- **NA:** Spray Daconil the day of sticking
EU&ROW: Apply a preventative spray for Botrytis
- Mist to keep turgid and keep soil temp at 72-74F (23C) until roots form then lower to 68F (20C)
- Remove from mist as soon as possible

FINISHING TIPS:

- Day of transplanting: **NA:** Spray Daconil and water in thoroughly to activate starter charge in soil.
EU&ROW: Apply a preventative spray for Botrytis
- Feed at 80 to 100 ppm N as needed
- A soil EC of .80 to .90 is ideal (using a 2:1 soil test)
- Paclobutrazol drench at .25 to .5 ppm can be effective to control unwanted growth (only if needed)
- Due to its compact nature, Sol Luna can be sensitive to salts

Container Size Schedule @ADT of 68°F (20°C)	Total weeks from stick to finish
--	-------------------------------------

Quart 12-15 cm pot	12-14 weeks
----------------------	-------------

Gallon 15-18 cm pot	12-14 weeks
-----------------------	-------------

8" / 20 cm at 1 ppp	12 -14 weeks
---------------------	--------------

* Finish time depends on temperature, colder = more grow time

Brand NEW 22



SOL LUNA™
White

Brand NEW 21



SOL LUNA™
Candy Lavender

Brand NEW 21



SOL LUNA™
Candy Apple

Brand NEW 21



SOL LUNA™
Tropical Punch

Brand NEW 21



SOL LUNA™
Pink

For additional technical growing information:

SOL LUNA™ [CLICK HERE](#)



 **DANZIGER**

www.danzigeronline.com | 

SUN HARMONY™

Impatiens hybrida



SUN HARMONY™ Blushing Orchid

Container Size Schedule @ADT of 68°F (20°C)	Total weeks from stick to finish
Quart 12-15 cm pot	12-14 weeks
Gallon 15-18 cm pot	12-14 weeks
8" / 20 cm at 1 ppp	12-14 weeks
10" / 25 cm at 3 ppp	12-14 weeks

* Finish time depends on temperature, colder = more grow time

- Known for its large flowers and uniform growth, SUN HARMONY™ can be grown in the shade as well as in direct sun
- All varieties in the series are in perfect sync to assure the best retail display
- Medium to large habit
- Mature height and width is 14 inches x 12 inches (36cm x 30cm)

PROPAGATION TIPS:

- Stick on priority
- **NA:** Spray Daconil the day of sticking
- **EU&ROW:** Apply a preventative spray for Botrytis
- Mist to keep turgid and keep soil temp at 72-74F (23C) until roots form then lower to 68F (20C)
- Remove from mist as soon as possible


FINISHING TIPS:

- Day of transplanting: **NA:** Spray Daconil and water in, thoroughly to activate starter charge in soil.
- **EU&ROW:** Apply a preventative spray for Botrytis
- Feed at 80 to 100 ppm N as needed
- A soil EC of .80 to .90 is ideal (using a 2:1 soil test)
- Paclobutrazol drench at .25 to .5 ppm can be effective to control unwanted growth (only if needed)

Other varieties in the SUN HARMONY® series:




SUN HARMONY™
Deep Orange



SUN HARMONY™
Deep Pink




SUN HARMONY™
Red




SUN HARMONY™
White



SUN HARMONY™
Compact Lavender



SUN HARMONY™
Purple



SUN HARMONY™
Magenta



SUN HARMONY™
Violet

For additional technical growing information:

[SUN HARMONY® CLICK HERE](#)



www.danzigeronline.com |

STARDOM™

Jamesbrittenia



STARDOM™ Goldstar

- Enhanced resistance to foliage disease
- Day neutral / benefits from long days
- Heat tolerant and continues flowering through the summer
- Perfect for combinations
- Mature height and width 8" x 12" (20cm x 30cm)

PROPAGATION TIPS:

- Mature height and width 8" x 12" (20cm x 30cm)
- Stick on priority
- **NA:** Spray Daconil the day of sticking
- **EU&ROW:** Apply a preventative spray for Botrytis
- Mist to keep turgid and keep soil temp at 72-74F (23C) until roots form then lower to 68F (20C)
- Remove from mist as soon as possible
- Do not pinch
- B-9 or B-9/Arest tank mix can be effective to control unwanted growth.

FINISHING TIPS:

- Day of transplanting: **NA:** Spray Daconil and water in thoroughly to activate starter charge in soil.
- **EU&ROW:** Apply a preventative spray for Botrytis
- Feed at 100 to 150 ppm N as needed
- Paclobutrazol drench at 2 ppm can be effective to control unwanted growth

Container Size Schedule @ADT of 68°F (20°C)	Total weeks from stick to finish
Gallon 15-18 cm pot	13 weeks
8" / 20 cm at 1 ppp	14 weeks
10" / 25 cm at 3 ppp	14 weeks

More varieties in the STARDOM™ series:



STARDOM™ Pink



STARDOM™ Purple

For additional technical growing information:

STARDOM™ [CLICK HERE](#)



www.danzigeronline.com |

GEM™

Lantana



GEM™ Compact Orange Fire

Container Size Schedule @ADT of 68°F (20°C)	Total weeks from stick to finish
Quart 12-15 cm pot	12 weeks
Gallon 15-18 cm pot	12 weeks
8" / 20cm at 1 ppp	12 weeks
10" / 25cm at 3 ppp	12 weeks

More varieties in the GEM™ series:



GEM™ Compact White Sapphire



GEM™ Compact Pink Opal



GEM™ Compact Rose Quartz



GEM™ Compact Yellow Diamond



GEM™ Gold



GEM™ Ruby

- Makes a bright ball of color that does not cycle out of bloom
- Perfect for heat tolerant/drought tolerant programs
- Mature height and width is 10 inches x 12 inches for Gem and 8 inches x 10 inches for Gem Compact (25cm x 30cm for Gem and 20cm x 25cm for Gem Compact)

PROPAGATION TIPS:

- Stick on priority
- **NA:** Spray Daconil the day of sticking
EU&ROW: Apply a preventative spray for Botrytis
- Mist to keep turgid and keep soil temp at 72-74F (23C) until roots form then lower to 68F (20C)
- Remove from mist as soon as possible
- B-9 or B-9/Arest tank mix can be effective to control unwanted growth.

FINISHING TIPS:

- Day of transplanting: **NA:** Spray Daconil and water in thoroughly to activate starter charge in soil.
EU&ROW: Apply a preventative spray for Botrytis
- Feed at 100 to 150 ppm N as needed

For additional technical growing information:

[GEM™ CLICK HERE](#)



 **DANZIGER**

www.danzigeronline.com |   

STREAM™

Lobularia



STREAM™ PURPLE IMPROVED

- Good heat tolerance and cold temp. resistance
- Flowers from early spring until frost
- Makes an excellent landscape plant

PROPAGATION TIPS:

- Stick on priority
- **NA:** Spray Daconil the day of sticking
EU&ROW: Apply a preventative spray for Botrytis
- Spray 2500 ppm B9 or Alar the day after sticking
- Mist to keep turgid and keep soil temp at 72-74F (23C) until roots form then lower to 68F (20C)
- Remove from mist as soon as possible
- Pinch week 3
- B-9 or B-9/Arest tank mix can be effective to control unwanted growth.

FINISHING TIPS:

- Day of transplanting: **NA:** Spray Daconil and water in thoroughly to activate starter charge in soil.
EU&ROW: Apply a preventative spray for Botrytis
- Feed at 100 to 150 ppm N as needed
- Paclobutrazol drench at 1 ppm can be effective to control unwanted growth

Container Size Schedule @ADT of 68°F (20°C)	Total weeks from stick to finish
---	----------------------------------

Quart 12-15 cm pot	12 weeks
----------------------	----------

Gallon 15-18 cm pot	12 weeks
-----------------------	----------

8" / 20 cm at 1 ppp	12 weeks
---------------------	----------

10" / 25 cm at 3 ppp	12 weeks
----------------------	----------

Other top selling varieties in the STREAM™ series:



Lavender STREAM™




White STREAM™



Lilac STREAM™



Silver STREAM™



Deep Lavender STREAM™

For additional technical growing information:

STREAM™ [CLICK HERE](#)



MAI TAI™

Mimulus aurantiacus



Brand
NEW 22



MAI TAI™ Red

Brand
NEW 22



MAI TAI™ Orange

- Brand new series for 2022
- Flowers from early summer to fall
- Upright habit
- Strong and easy to grow
- Improved rooting ability
- Good branching – only 1 pinch needed
- Less sticky leaves
- Takes the heat and continues flowering all summer long

PROPAGATION TIPS:

- Stick on priority
- **NA:** Spray Daconil the day of sticking
- **EU&ROW:** Apply a preventative spray for Botrytis
- Mist to keep turgid and keep soil temp at 72-74F (23C) until roots form then lower to 68F (20C)
- Remove from mist as soon as possible
- Do not pinch
- B-9 or B-9/Arest tank mix can be effective to control unwanted growth.

FINISHING TIPS:

- Day of transplanting: **NA:** Spray Daconil and water in thoroughly to activate starter charge in soil.
- **EU&ROW:** Apply a preventative spray for Botrytis
- Feed at 100 to 150 ppm N as needed
- Paclobutrazol drench at 2 ppm can be effective to control unwanted growth

Container Size Schedule @ADT of 68°F (20°C)	Total weeks from stick to finish
Gallon 15-18 cm pot	13 weeks
8" / 20 cm at 1 ppp	14 weeks
10" / 25 cm at 3 ppp	14 weeks

For additional technical growing information:

MAI TAI™ [CLICK HERE](#)



 **DANZIGER**

www.danzigeronline.com |   

NESIA™

Nemesia hybrida



Brand NEW 22



NESIA™ Inca

- Blooms early with heavy flower coverage
- More heat tolerant than other nemesia on the market
- Mature height and width is 8 inches x 10 inches (20cm x 25cm)

PROPAGATION TIPS:

- Stick on priority
- **NA:** Spray Daconil the day of sticking
EU&ROW: Apply a preventative spray for Botrytis
- Mist to keep turgid and keep soil temp at 72-74F (23C) until roots form then lower to 68F (20C)
- Remove from mist as soon as possible
- B-9 or B-9/Arest tank mix can be effective to control unwanted growth.

FINISHING TIPS:

- Day of transplanting: **NA:** Spray Daconil and water in thoroughly to activate starter charge in soil.
EU&ROW: Apply a preventative spray for Botrytis
- Feed at 100 to 150 ppm N as needed
- Paclobutrazol drench at 2 ppm can be effective to control unwanted growth

Container Size Schedule @ADT of 68°F (20°C)	Total weeks from stick to finish
Quart 12-15 cm pot	12 weeks
Gallon 15-18 cm pot	12 weeks
8" / 20 cm at 1 ppp	12 weeks
10" / 25 cm at 3 ppp	12 weeks

More varieties in the NESIA™ series:




NESIA™ Tutti Frutti




NESIA™ Bananaberry



NESIA™ Burgundy




NESIA™ Sunshine



NESIA™ Denim



NESIA™ Snow Angel



NESIA™ Banana Swirl



NESIA™ Dark Blue



NESIA™ Magenta



NESIA™ Tropical

For additional technical growing information:

NESIA™ [CLICK HERE](#)



HARMONY® COLORFALL™

New Guinea Impatiens



Brand NEW 22



HARMONY® COLORFALL™ Passion

- Breakthrough NEW trailing line of NGI
- Dependable Harmony® genetics, new plant habit
- Easy to grow and reliable in production
- Perfect for shade baskets, pots and combos
- Also works well in the landscape
- Mature height and width is 12 inches x 16 inches (30 cm x 41 cm)

PROPAGATION TIPS:

- Stick on priority
- **NA:** Spray Daconil the day of sticking
- **EU&ROW:** Apply a preventative spray for Botrytis
- Mist to keep turgid and keep soil temp at 72-74F (23C) until roots form then lower to 68F (20C)
- Remove from mist as soon as possible

FINISHING TIPS:

- Day of transplanting: **NA:** Spray Daconil and water in thoroughly to activate starter charge in soil.
- **EU&ROW:** Apply a preventative spray for Botrytis
- Feed at 80 to 100 ppm N as needed
- A soil EC of .80 to .90 is ideal (using a 2:1 soil test)
- Paclobutrazol drench at .25 to .5 ppm can be effective to control unwanted growth (only if needed)

Container Size Schedule @ADT of 68°F (20°C)	Total weeks from stick to finish
Quart 12-15 cm pot	12-14 weeks
Gallon 15-18 cm pot	12-14 weeks
8" / 20cm at 1 ppp	12 -14 weeks
10" / 25cm at 3 ppp	12-14 weeks

* Finish time depends on temperature, colder = more grow time

Brand NEW 22



HARMONY® COLORFALL™ Fuchsia

Brand NEW 22



HARMONY® COLORFALL™ Orange

Brand NEW 21



HARMONY® COLORFALL™ Neon Red

Brand NEW 21



HARMONY® COLORFALL™ Pink

Brand NEW 21



HARMONY® COLORFALL™ White

Brand NEW 21



HARMONY® COLORFALL™ Light Coral

For additional technical growing information:

COLORFALL™ [CLICK HERE](#)



DANZIGER

www.danzigeronline.com |

HARMONY[®]

New Guinea Impatiens



HARMONY[®] Bicolor Red

- Top selling NGI series in North America
- Easy to grow and very reliable in production
- Great in 12 cm/quarts up to hanging basket
- Mature height and width is 16" H x 12" W (41cm H x 30cm W)

PROPAGATION TIPS:

- Stick on priority
- **NA:** Spray Daconil the day of sticking
EU&ROW: Apply a preventative spray for Botrytis
- Mist to keep turgid and keep soil temp at 72-74F (23C) until roots form then lower to 68F (20C)
- Remove from mist as soon as possible


FINISHING TIPS:

- Day of transplanting: **NA:** Spray Daconil and water in thoroughly to activate starter charge in soil.
EU&ROW: Apply a preventative spray for Botrytis
- Feed at 80 to 100 ppm N as needed
- A soil EC of .80 to .90 is ideal (using a 2:1 soil test)
- Paclobutrazol drench at .25 to .5 ppm can be effective to control unwanted growth (only if needed)


Container Size Schedule @ADT of 68°F (20°C)	Total weeks from stick to finish
Quart 12-15 cm pot	12-14 weeks
Gallon 15-18 cm pot	12-14 weeks
8" / 20cm at 1 ppp	12 -14 weeks
10" / 25cm at 3 ppp	12-14 weeks

* Finish time depends on temperature, colder = more grow time

Our best-selling varieties in the HARMONY[®] series:




HARMONY[®] Violet




HARMONY[®] Orange Blaze



HARMONY[®] Snow



HARMONY[®] Magenta



HARMONY[®] Red Cardinal



HARMONY[®]
Dark Lilac



HARMONY[®]
Candy Cream



HARMONY[®]
Purple Cream



HARMONY[®]
Tangerine



HARMONY[®]
Fire

For additional technical growing information:

[HARMONY[®] CLICK HERE](#)



 **DANZIGER**

www.danzigeronline.com | 

OSTICA™

Osteospermum ecklonis



Ostica™ Glamour

- Early flowering time
- Controlled habit
- Can be grown in warm greenhouse with no cooling
- Mature height and width is 10 inches x 10 inches (25cm x 25cm)

PROPAGATION TIPS:


- Stick on priority
- **NA:** Spray Daconil the day of sticking
- **EU&ROW:** Apply a preventative spray for Botrytis
- Mist to keep turgid and keep soil temp at 72-74F (23C) until roots form then lower to 68F (20C)
- Remove from mist as soon as possible
- Do not pinch
- B-9 or B-9/Arest tank mix can be effective to control unwanted growth.

FINISHING TIPS:

- Day of transplanting: **NA:** Spray Daconil and water in thoroughly to activate starter charge in soil.
- **EU&ROW:** Apply a preventative spray for Botrytis
- Feed at 100 to 150 ppm N as needed
- Paclobutrazol drench at 2 ppm can be effective to control unwanted growth

Container Size Schedule @ADT of 68°F (20°C)	Total weeks from stick to finish
Gallon 15-18 cm pot	13 weeks
8" / 20 cm at 1 ppp	14 weeks
10" / 25 cm at 3 ppp	14 weeks

Other top selling varieties in the OSTICA™ series:



Ostica™ Glamour



Ostica™ Amethyst



Ostica™ Bronze



Ostica™ Mega Pink



Ostica™ Midnight

For additional technical growing information:

[OSTICA™ CLICK HERE](#)



OSTICADE™

Osteospermum ecklonis



Brand
NEW 22



OSTICADE™ Daybreak

- Early flowering time
- Mounded/Semi Trailing habit is perfectly suited for hanging baskets and patio pots
- Can be grown in a warm greenhouse with no cooling
- Mature height and width is 8 inches x 12 inches (20cm x 30cm)

PROPAGATION TIPS:

- Stick on priority
- **NA:** Spray Daconil the day of sticking
EU&ROW: Apply a preventative spray for Botrytis
- Mist to keep turgid and keep soil temp at 72-74F (23C) until roots form then lower to 68F (20C)
- Remove from mist as soon as possible
- Do not pinch
- B-9 or B-9/Arest tank mix can be effective to control unwanted growth.

FINISHING TIPS:

- Day of transplanting: **NA:** Spray Daconil and water in thoroughly to activate starter charge in soil.
EU&ROW: Apply a preventative spray for Botrytis
- Feed at 100 to 150 ppm N as needed
- Paclobutrazol drench at 2 ppm can be effective to control unwanted growth

Container Size Schedule @ADT of 68°F (20°C)	Total weeks from stick to finish
Gallon 15-18 cm pot	13 weeks
8" / 20 cm at 1 ppp	14 weeks
10" / 25 cm at 3 ppp	14 weeks


More varieties in the OSTICADE™ series:



OSTICADE™ Yellow




OSTICADE™ Lemon



OSTICADE™ Purple



OSTICADE™ Pure White



OSTICADE™ Pink

For additional technical growing information:

OSTICADE™ [CLICK HERE](#)



 **DANZIGER**

www.danzigeronline.com | 

PRIMAVERA™

Pericallis hybrida



Primavera™ Fuchsia

- Early flowering time
- Suitable for small pots
- Compact with mounded habit
- Good heat tolerance in the Pericallis category
- Finished height and width is 12 inches x 12 inches (30cm x 30cm)

PROPAGATION TIPS:

- Stick on priority
- **NA:** Spray Daconil the day of sticking
EU&ROW: Apply a preventative spray for Botrytis
- Mist to keep turgid and keep soil temp at 72-74F (23C) until roots form then lower to 68F (20C)
- Remove from mist as soon as possible
- 50ppm N in mist can help with rooting
- B-9 or B-9/Arest tank mix can be effective to control unwanted growth.

FINISHING TIPS:


- Grow cool for best quality
- Day of transplanting: **NA:** Spray Daconil and water in thoroughly to activate starter charge in soil. **EU&ROW:** Apply a preventative spray for Botrytis
- Feed at 100 to 150 ppm N as needed
- Paclobutrazol drench at 2 ppm can be effective to control unwanted growth
- Keep leaves dry

Container Size Schedule @ADT of 62-65°F (16-18°C)

Total weeks from stick to finish

Quart 12-15 cm pot	14-15 weeks
Gallon 15-18 cm pot	14-15 weeks
8" / 20 cm at 1 ppp	14-15 weeks
10" / 25 cm at 3 ppp	14-15weeks

Other top selling varieties in the PRIMAVERA™ series:



Primavera™ Fuchsia



Primavera™ Denim



Primavera™ Blueberry



Primavera™ Lavender



Primavera™ Navy Blue

For additional technical growing information:

[PRIMAVERA™ CLICK HERE](#)



AMORE®

Petunia hybrida



Brand
NEW 21



AMORE® Heart & Soul

- Unique heart shaped pattern on every bloom
- Early flowering with a mounded habit
- Great in pots, baskets and combos
- A unique product with retail and end-consumer appeal
- Mature height and width is 12" x 12" (30cm x 30cm)

PROPAGATION TIPS:

- Stick on priority
- **NA:** Spray Daconil the day of sticking
- **EU&ROW:** Apply a preventative spray for Botrytis
- Mist to keep turgid and keep soil temp at 72-74F (23C) until roots form then lower to 68F (20C)
- Remove from mist as soon as possible
- B-9 or B-9/Arest tank mix can be effective to control unwanted growth.

FINISHING TIPS:

- Day of transplanting: **NA:** Spray Daconil and water in thoroughly to activate starter charge in soil.
- **EU&ROW:** Apply a preventative spray for Botrytis
- Feed at 100 to 150 ppm N as needed
- Paclobutrazol drench at 2 ppm can be effective to control unwanted growth

More varieties in the AMORE® series:



Best
Seller



Best
Seller

AMORE® Queen of Hearts

AMORE® King of Hearts



AMORE® Pink Hearts



AMORE® Fluttering Heart



AMORE® Purple



AMORE® Fiesta

Container Size Schedule @ADT of 68°F (20°C)	Total weeks from stick to finish
Quart 12-15 cm pot	12 weeks
Gallon 15-18 cm pot	12 weeks
8" / 20cm at 1 ppp	12 weeks
10" / 25cm at 3 ppp	12 weeks

For additional technical growing information:

AMORE™ [CLICK HERE](#)



CAPELLA™

Petunia hybrida



Brand NEW 22



CAPELLA™ Hello Yellow

- The perfect petunia – performs well in propagation, the greenhouse AND for the end consumer
- Naturally controlled habit was selected for quart production but will also grow to fill a larger pot
- Blooms early enough for any market
- Mature height and width is 10 inches x 12 inches (25cm X 30cm)

PROPAGATION TIPS:

- Stick on priority
- **NA:** Spray Daconil the day of sticking
- **EU&ROW:** Apply a preventative spray for Botrytis
- Mist to keep turgid and keep soil temp at 72-74F (23C) until roots form then lower to 68F (20C)
- Remove from mist as soon as possible
- B-9 or B-9/Arest tank mix can be effective to control unwanted growth.

FINISHING TIPS:

- Day of transplanting: **NA:** Spray Daconil and water in thoroughly to activate starter charge in soil.
- **EU&ROW:** Apply a preventative spray for Botrytis
- Feed at 100 to 150 ppm N as needed
- Paclobutrazol drench at 2 ppm can be effective to control unwanted growth

Container Size Schedule @ADT of 68°F (20°C)	Total weeks from stick to finish
Quart 12-15 cm pot	12 weeks
Gallon 15-18 cm pot	12 weeks
8" / 20cm at 1 ppp	12 weeks
10" / 25cm at 3 ppp	12 weeks

More varieties in the CAPELLA™ series:



CAPELLA™
Coral




CAPELLA™
Sangria



CAPELLA™
Rose



CAPELLA™
Salmon



CAPELLA™
Purple Veins



CAPELLA™
Purple



CAPELLA™
Cherry Vanilla



CAPELLA™
Soft Yellow



CAPELLA™
Pink Lace



CAPELLA™
Neon Pink

For additional technical growing information:

CAPELLA™ [CLICK HERE](#)



DANZIGER

www.danzigeronline.com |

CASCADIAS™

Petunia hybrida



Brand NEW 21



CASCADIAS™ Chili Red

- Available in many unique bloom patterns and colors
- Early flowering with a trailing habit
- Makes a showy premium basket
- Mature height and width is 14 inches x 16 inches (36cm x 41cm)

PROPAGATION TIPS:

- Stick on priority
- **NA:** Spray Daconil the day of sticking
EU&ROW: Apply a preventative spray for Botrytis
- Mist to keep turgid and keep soil temp at 72-74F (23C) until roots form then lower to 68F (20C)
- Remove from mist as soon as possible
- B-9 or B-9/Arest tank mix can be effective to control unwanted growth.

FINISHING TIPS:

- Day of transplanting: **NA:** Spray Daconil and water in thoroughly to activate starter charge in soil.
EU&ROW: Apply a preventative spray for Botrytis
- Feed at 100 to 150 ppm N as needed
- Paclobutrazol drench at 2 ppm can be effective to control unwanted growth

Container Size Schedule @ADT of 68°F (20°C)	Total weeks from stick to finish
Quart 12-15 cm pot	12 weeks
Gallon 15-18 cm pot	12 weeks
8" / 20cm at 1 ppp	12 weeks
10" / 25cm at 3 ppp	12 weeks

More varieties in the CASCADIAS™ series:



Brand NEW 21

CASCADIAS™ Hint of Lime



Best Seller

CASCADIAS™ Indian Summer




Best Seller

CASCADIAS™ Bicolor Cabernet



Best Seller

CASCADIAS™ Purple Gem



Best Seller

CASCADIAS™ Pitaya




CASCADIAS™ Purple Ice



CASCADIAS™ Red



CASCADIAS™ Rim Cherry



CASCADIAS™ Rim Magenta



CASCADIAS™ Passion

For additional technical growing information:

CASCADIAS™ [CLICK HERE](#)



www.danzigeronline.com |

HIPPY CHICK™

Petunia hybrida



Brand
NEW 21



HIPPY CHICK™ Violet

- Groovy New Plant for 2021!
- Unique bloom shape with white edge stands out and attracts attention
- Mounded habit works well in baskets and patio pots
- Blooms early enough for any market
- Mature Height and Width 18" X 24" (46cm x 61cm)

PROPAGATION TIPS:

- Stick on priority
- **NA:** Spray Daconil the day of sticking
EU&ROW: Apply a preventative spray for Botrytis
- Mist to keep turgid and keep soil temp at 72-74F (23C) until roots form then lower to 68F (20C)
- Remove from mist as soon as possible
- B-9 or B-9/Arest tank mix can be effective to control unwanted growth.

FINISHING TIPS:

- Day of transplanting: **NA:** Spray Daconil and water in thoroughly to activate starter charge in soil.
EU&ROW: Apply a preventative spray for Botrytis
- Feed at 100 to 150 ppm N as needed
- Paclobutrazol drench at 2 ppm can be effective to control unwanted growth

Container Size Schedule
@ADT of 68°F (20°C)

Total Weeks from
Stick to Finish

Gallon | 15-18 cm pot

12 weeks

8" / 20 cm at 1 ppp

12 weeks

10" / 25 cm at 3 ppp

12 weeks

For additional technical growing information:

HIPPY CHICK™ [CLICK HERE](#)



 **DANZIGER**

www.danzigeronline.com | 

LITTLETUNIA®

Petunia hybrida



LITTLETUNIA® BUTTERCREAM

- Excellent longevity all season long
- Early flowering
- Rain resistance is a key feature in this series
- Mature height and width is 8 inches x 14 inches (20cm x 36cm)

PROPAGATION TIPS:

- Stick on priority
- **NA:** Spray Daconil the day of sticking
- **EU&ROW:** Apply a preventative spray for Botrytis
- Mist to keep turgid and keep soil temp at 72-74F (23C) until roots form then lower to 68F (20C)
- Remove from mist as soon as possible
- B-9 or B-9/Arest tank mix can be effective to control unwanted growth.

FINISHING TIPS:

- Day of transplanting: **NA:** Spray Daconil and water in thoroughly to activate starter charge in soil.
- **EU&ROW:** Apply a preventative spray for Botrytis
- Feed at 100 to 150 ppm N as needed
- Paclobutrazol drench at 2 ppm can be effective to control unwanted growth

Container Size Schedule @ADT of 68°F (20°C)	Total weeks from stick to finish
Quart 12-15 cm pot	12 weeks
Gallon 15-18 cm pot	12 weeks
8" / 20 cm at 1 ppp	12 weeks

Other top selling varieties in the LITTLETUNIA® series:




LITTLETUNIA®
Bright Red



LITTLETUNIA®
Blue Vein



LITTLETUNIA®
Purple Blue



LITTLETUNIA®
Pink Frills

For additional technical growing information:

LITTLETUNIA® [CLICK HERE](#)



ORCHID FROST™

Petunia hybrida



Brand
NEW 21



ORCHID FROST™ Violet

- Beautiful watercolor like pattern on large showy blooms
- Mounded habit works well in baskets and patio pots
- Blooms early enough for any market
- Mature Height and Width 18 inches X 24 inches (46cm x 61cm)

PROPAGATION TIPS:

- Stick on priority
- **NA:** Spray Daconil the day of sticking
EU&ROW: Apply a preventative spray for Botrytis
- Mist to keep turgid and keep soil temp at 72-74F (23C) until roots form then lower to 68F (20C)
- Remove from mist as soon as possible
- B-9 or B-9/Arest tank mix can be effective to control unwanted growth.

FINISHING TIPS:

- Day of transplanting: **NA:** Spray Daconil and water in thoroughly to activate starter charge in soil.
EU&ROW: Apply a preventative spray for Botrytis
- Feed at 100 to 150 ppm N as needed
- Paclobutrazol drench at 2 ppm can be effective to control unwanted growth

Container Size Schedule @ADT of 68°F (20°C)	Total Weeks from Stick to Finish
Gallon 15-18 cm pot	12 weeks
8" / 20 cm at 1 ppp	12 weeks
10" / 25 cm at 3 ppp	12 weeks

For additional technical growing information:

ORCHID FROST™ [CLICK HERE](#)



 **DANZIGER**

www.danzigeronline.com | 

RAY™

Petunia hybrida



Brand NEW 22



Sunflower Imp. RAY™

- Large flowers with a mounding habit makes for tidy baskets or great small pots
- Early enough for any market
- No pinching needed
- Mature height and width is 12" x 14" (30cm x 36cm)

PROPAGATION TIPS:


- Stick on priority
- **NA:** Spray Daconil the day of sticking
- **EU&ROW:** Apply a preventative spray for Botrytis
- Mist to keep turgid and keep soil temp at 72-74F (23C) until roots form then lower to 68F (20C)
- Remove from mist as soon as possible
- B-9 or B-9/Arest tank mix can be effective to control unwanted growth.

FINISHING TIPS:

- Day of transplanting: **NA:** Spray Daconil and water in thoroughly to activate starter charge in soil.
- **EU&ROW:** Apply a preventative spray for Botrytis
- Feed at 100 to 150 ppm N as needed
- Paclobutrazol drench at 2 ppm can be effective to control unwanted growth

Container Size Schedule @ADT of 68°F (20°C)	Total weeks from stick to finish
Quart 12-15 cm pot	12 -14 weeks
Gallon 15-18 cm pot	12 -14 weeks
8" / 20 cm at 1 ppp	12-14 weeks
10" / 25 cm at 3 ppp	12-14 weeks

More varieties in the RAY™ series:



Sunflower imp. RAY™



Red improved RAY™



Fuchsia RAY™



Purple Vein RAY™




Sunshine RAY™



Black RAY™




Pistachio Cream RAY™



White RAY™



Blue Imp. RAY™



Purple RAY™

For additional technical growing information:

RAY™ [CLICK HERE](#)



SCOOP™

Petunia hybrida



Brand
NEW 21



SCOOP™ Watermelon

- Naturally compact habit is well suited for high density production
- Selected specifically to perform well in small packs or quarts, will fill a 6"
- Minimal to no PGR needed
- Appealing bright colors grab attention at retail
- Blooms early enough for any market
- Mature height and width is 8" x 12" (20cm x 30cm)

PROPAGATION TIPS:

- Stick on priority
- **NA:** Spray Daconil the day of sticking.
- **EU&ROW:** Apply a preventative spray for Botrytis
- Mist to keep turgid and keep soil temp at 72-74F (23C) until roots form then lower to 68F (20C)
- Remove from mist as soon as possible
- B-9 or B-9/Arest tank mix can be effective to control unwanted growth.

FINISHING TIPS:

- Day of transplanting: **NA:** Spray Daconil and water in thoroughly to activate starter charge in soil. **EU&ROW:** Apply a preventative spray for Botrytis
- Feed at 100 to 150 ppm N as needed
- If needed, Paclobutrazol drench at 2 ppm can be effective to control unwanted growth

Container Size Schedule @ADT of 68°F (20°C)

Total weeks from stick to finish

Quart 12-15 cm pot	12 weeks
Gallon 15-18 cm pot	12 weeks
8" / 20 cm at 1 ppp	12 weeks
10" / 25 cm at 3 ppp	12 weeks

Other varieties in the SCOOP™ series:



SCOOP™
Strawberry Swirl



SCOOP™
Violet Creme



SCOOP™
Sweet Punch



SCOOP™
French Vanilla



SCOOP™
Lemon Ice



SCOOP™
Berry Brûlée



SCOOP™
Cherry Gelato

For additional technical growing information:

[SCOOP™ CLICK HERE](#)



DANZIGER

www.danzigeronline.com |

SPLASH DANCE™

Petunia hybrida



Brand NEW 22



SPLASH DANCE™ Poppin Pink

- Brand New series for 2021
- Selected to hold its speckled pattern into the heat
- Mounded habit works well in baskets and combos
- Blooms early enough for any market
- Mature Height and Width 18 inches X 24 inches (26cm x 61cm)

PROPAGATION TIPS:

- Stick on priority
- **NA:** Spray Daconil the day of sticking
EU&ROW: Apply a preventative spray for Botrytis
- Mist to keep turgid and keep soil temp at 72-74F (23C) until roots form then lower to 68F (20C)
- Remove from mist as soon as possible
- B-9 or B-9/Arest tank mix can be effective to control unwanted growth.

FINISHING TIPS:

- Day of transplanting: **NA:** Spray Daconil and water in thoroughly to activate starter charge in soil.
EU&ROW: Apply a preventative spray for Botrytis
- Feed at 100 to 150 ppm N as needed
- Paclobutrazol drench at 2 ppm can be effective to control unwanted growth

Container Size Schedule @ADT of 68°F (20°C)	Total Weeks from Stick to Finish
Gallon 15-18 cm pot	12 weeks
8" / 20 cm at 1 ppp	12 weeks
10" / 25 cm at 3 ppp	12 weeks

Varieties in the SPALSH DANCE™ series:



SPLASH DANCE™
Bolero Blue



SPLASH DANCE™
Magenta Mambo



SPLASH DANCE™
Purple Polka

For additional technical growing information:

SPLASH DANCE™ [CLICK HERE](#)



 **DANZIGER**

www.danzigeronline.com | 

PHLOXSTAR™

Phlox drummondii



Phloxstar™ Red



Phloxstar™ White

- Phloxstar is a rock star in the garden
- Tested for easy rooting
- Very strong plant that will last all summer long
- Mature height and width is 10 inches x 12 inches (25cm x 30cm)

Container Size Schedule @ADT of 68°F (20°C)	Total weeks from stick to finish
Quart 12-15 cm pot	12-14 weeks
Gallon 15-18 cm pot	12-14 weeks
8" / 20 cm at 1 ppp	12-14 weeks
10" / 25 cm at 3 ppp	12-14 weeks

PROPAGATION TIPS:

- Stick on priority
- **NA:** Spray Daconil the day of sticking
- **EU&ROW:** Apply a preventative spray for Botrytis
- Mist to keep turgid and keep soil temp at 72-74F (23C) until roots form then lower to 68F (20C)
- Remove from mist as soon as possible
- B-9 or B-9/Arest tank mix can be effective to control unwanted growth.

FINISHING TIPS:

- Day of transplanting: **NA:** Spray Daconil and water in thoroughly to activate starter charge in soil. **EU&ROW:** Apply a preventative spray for Botrytis
- Feed at 100 to 150 ppm N as needed
- Paclobutrazol drench at 2 ppm can be effective to control unwanted growth

For additional technical growing information:

PHLOXSTAR™ [CLICK HERE](#)



MEGA PAZZAZ™

Portulaca oleracea



Brand
NEW 21



MEGA PAZZAZ™ Purple

- Brand new series for 2021
- MEGA PAZZAZ™ has extra large blooms on a moderate trailing habit
- Well suited for gallons and hanging baskets
- Perfect for heat tolerant/drought tolerant programs
- Mature Height and Width 16 inches X 24 inches (41cm x 61cm)

PROPAGATION TIPS:

- Stick on priority
- **NA:** Spray Daconil the day of sticking
- **EU&ROW:** Apply a preventative spray for Botrytis
- Mist to keep turgid and keep soil temp at 72-74F (23C) until roots form then lower to 68F (20C)
- Remove from mist as soon as possible
- B-9 or B-9/Arest tank mix can be effective to control unwanted growth.

FINISHING TIPS:

- Day of transplanting: **NA:** Spray Daconil and water in thoroughly to activate starter charge in soil.
- **EU&ROW:** Apply a preventative spray for Botrytis
- Feed at 100 to 150 ppm N as needed
- Paclobutrazol drench at 1 ppm can be effective to control unwanted growth

Container Size Schedule @ADT of 68°F (20°C)	Total weeks from stick to finish
Quart 12-15 cm pot	12 weeks
Gallon 15-18 cm pot	12 weeks
8" / 20 cm at 1 ppp	12 weeks
10" / 25 cm at 3 ppp	12 weeks

Other varieties in the MEGA PAZZAZ™ series:



MEGA PAZZAZ™
Gold



MEGA PAZZAZ™
Orange



MEGA PAZZAZ™
Dark Pink

For additional technical growing information:

MEGA PAZZAZ™ [CLICK HERE](#)



 **DANZIGER**

www.danzigeronline.com | 

PAZZAZ™

Portulaca oleracea



PAZZAZ™ Bright Purple

- Moderate trailing habit that works well for gallon and hanging basket production
- Perfect for heat tolerant/drought tolerant programs
- Available in a wide array of vibrant colors
- Mature height and width is 12 inches x 14 inches (30cm x 36cm)

PROPAGATION TIPS:

- Stick on priority
- **NA:** Spray Daconil the day of sticking
- **EU&ROW:** Apply a preventative spray for Botrytis
- Mist to keep turgid and keep soil temp at 72-74F (23C) until roots form then lower to 68F (20C)
- Remove from mist as soon as possible
- B-9 or B-9/Arest tank mix can be effective to control unwanted growth.

FINISHING TIPS:

- Day of transplanting: **NA:** Spray Daconil and water in thoroughly to activate starter charge in soil.
- **EU&ROW:** Apply a preventative spray for Botrytis
- Feed at 100 to 150 ppm N as needed
- Paclobutrazol drench at 1 ppm can be effective to control unwanted growth

Container Size Schedule @ADT of 68°F (20°C)	Total weeks from stick to finish
Quart 12-15 cm pot	12 weeks
Gallon 15-18 cm pot	12 weeks
8" / 20 cm at 1 ppp	12 weeks
10" / 25 cm at 3 ppp	12 weeks

Other top selling varieties in the PAZZAZ™ series:



PAZZAZ™ Apricot



PAZZAZ™ Pink Glow



PAZZAZ™ Red Flare



PAZZAZ™ Tangerine



PAZZAZ™ Yellow imp.

For additional technical growing information:

[PAZZAZ™ CLICK HERE](#)



 **DANZIGER**

www.danzigeronline.com |   

PAZZAZ NANO™

Portulaca oleracea



Brand
NEW 21



PAZZAZ NANO™ Purple

- Early flowering
- Good heat tolerance
- Compact and well controlled growth habit
- Large blooms
- Mature height and width is 10 inches x 12 inches (25cm x 30cm)

PROPAGATION TIPS:

- Stick on priority
- **NA:** Spray Daconil the day of sticking
- **EU&ROW:** Apply a preventative spray for Botrytis
- Mist to keep turgid and keep soil temp at 72-74F (23C) until roots form then lower to 68F (20C)
- Remove from mist as soon as possible

FINISHING TIPS:

- Day of transplanting: **NA:** Spray Daconil and water in thoroughly to activate starter charge in soil.
- **EU&ROW:** Apply a preventative spray for Botrytis
- Feed at 100 to 150 ppm N as needed

Container Size Schedule @ADT of 68°F (20°C)	Total weeks from stick to finish
Quart 12-15 cm pot	12 weeks
Gallon 15-18 cm pot	12 weeks
8" / 20 cm at 1 ppp	12 weeks
10" / 25 cm at 3 ppp	12 weeks

More varieties in the PAZZAZ NANO™ series:



PAZZAZ NANO™
Orange



PAZZAZ NANO™
Yellow



PAZZAZ NANO™
Fuchsia



PAZZAZ NANO™
Candy Pink



PAZZAZ NANO™
Hot Pink

For additional technical growing information:

PAZZAZ NANO™ [CLICK HERE](#)



SALLYFUN™

Salvia farinacea



Brand NEW 22



Sallyfun™ Pure White

- Fast growth rate and early bloomer
- Full plant with upright habit
- Strong flower pedicle
- Flower timing matched across the colors

PROPAGATION TIPS:

- Stick on priority
- **NA:** Spray Daconil the day of sticking
- **EU&ROW:** Apply a preventative spray for Botrytis
- Mist to keep turgid and keep soil temp at 72-74F (23C) until roots form then lower to 68F (20C)
- Remove from mist as soon as possible
- B-9 or B-9/Arest tank mix can be effective to control unwanted growth.

FINISHING TIPS:

- Day of transplanting: **NA:** Spray Daconil and water in thoroughly to activate starter charge in soil. **EU&ROW:** Apply a preventative spray for Botrytis.
- Feed at 100 to 150 ppm N as needed
- Paclobutrazol drench at 2 ppm can be effective to control unwanted growth

Container Size Schedule @ADT of 68°F (20°C)	Total weeks from stick to finish
Quart 12-15 cm pot	13 weeks
Gallon 15-18 cm pot	13 weeks
8" / 20 cm at 1 ppp	12 weeks
10" / 25 cm at 3 ppp	12 weeks

More varieties in the SALLYFUN™ series:

Medium habit



SALLYFUN™ Blue Ice



SALLYFUN™ Bicolor Blue



SALLYFUN™ Blue



SALLYFUN™ Deep Ocean

Large habit



SALLYFUN™ Blue Emotion



SALLYFUN™ Sky Blue



SALLYFUN™ XL Blue



SALLYFUN™ Snowwhite

For additional technical growing information:

SALLYFUN™ [CLICK HERE](#)



DANZIGER

www.danzigeronline.com |

SCAEVOLA

Scaevola aemula



Brand
NEW 22



Indigo Touch™

- Purple Haze™ flowers open all at the same time with strong color, its semi upright structure is perfect for quarts and larger
- The White Touch™ variety remains pure white even in low temp
- White Touch and Blue Touch are great for baskets and combos

PROPAGATION TIPS:

- Stick on priority
- **NA:** Spray Daconil the day of sticking.
EU&ROW: Apply a preventative spray for Botrytis
- Mist to keep turgid and keep soil temp at 72-74F (23C) until roots form then lower to 68F (20C)
- Remove from mist as soon as possible
- B-9 or B-9/Arest tank mix can be effective to control unwanted growth.

FINISHING TIPS:

- Day of transplanting: **NA:** Spray Daconil and water in thoroughly to activate starter charge in soil.
EU&ROW: Apply a preventative spray for Botrytis
- Feed at 100 to 150 ppm N as needed
- Paclobutrazol drench at 2 ppm can be effective to control unwanted growth

Container Size Schedule @ADT of 68°F (20°C)

Total weeks from stick to finish

Quart | 12-15 cm pot

12 weeks

Gallon | 15-18 cm pot

12 weeks

8" / 20 cm at 1 ppp

12 weeks

10" / 25 cm at 3 ppp

12 weeks

More varieties in the SCAEVOLA lineup:



Blue Touch™



White Touch™



Pink Blessing™



Purple Haze™

Best
Seller

For additional technical growing information:

SCAEVOLA™ [CLICK HERE](#)



 **DANZIGER**

www.danzigeronline.com | 

VANESSA™

Verbena x hortensis




Brand
NEW 21



VANESSA™ Bicolor Indigo

Container Size schedules @ ADT of 72°F (22°C)	Total weeks from stick to finish
Quart 12-15 cm pot	12 weeks
Gallon 15-18 cm pot	12 weeks
8" / 20 cm at 1 ppp	12 weeks
10" / 25 cm at 3 ppp	12 weeks

More varieties in the VANESSA™ series:



VANESSA™ Dark Pink



VANESSA™ Red



VANESSA™ Bicolor Pink



VANESSA™ Bicolor Purple



VANESSA™ White Improved



VANESSA™ Purple

- Strong show of color at retail and in the garden
- Tested for mildew tolerance and cycling of color
- Mature height and width is 12 inches x 14 inches (30cm x 36cm)

PROPAGATION TIPS:

- Stick on priority
- **NA:** Spray Daconil the day of sticking
EU&ROW: Apply a preventative spray for Botrytis
- Mist to keep turgid and keep soil temp at 72-74F (23C) until roots form then lower to 68F (20C)
- Remove from mist as soon as possible
- B-9 or B-9/Arest tank mix can be effective to control unwanted growth.

FINISHING TIPS:

- Day of transplanting: **NA:** Spray Daconil and water in thoroughly to activate starter charge in soil.
EU&ROW: Apply a preventative spray for Botrytis
- Feed at 100 to 150 ppm N as needed
- Paclobutrazol drench at 2 ppm can be effective to control unwanted growth

For additional technical growing information:

VANESSA™ [CLICK HERE](#)



VANESSA™ COMPACT

Verbena x hortensis



Brand
NEW 21



VANESSA™ COMPACT
Optik Lavender

- Tested for mildew tolerance and cycling of color
- This sub series of high performing Vanessa has a naturally controlled habit
- Little to no PGR needed
- Mature height and width is 10 inches x 12 inches (25cm X 30cm)

PROPAGATION TIPS:


- Stick on priority
- **NA:** Spray Daconil the day of sticking
EU&ROW: Apply a preventative spray for Botrytis
- Mist to keep turgid and keep soil temp at 72-74F (23C) until roots form then lower to 68F (20C)
- Remove from mist as soon as possible
- B-9 or B-9/Arest tank mix can be effective to control unwanted growth, if needed

FINISHING TIPS:

- Day of transplanting: **NA:** Spray Daconil and water in thoroughly to activate starter charge in soil.
EU&ROW: Apply a preventative spray for Botrytis
- Feed at 100 to 150 ppm N as needed
- Paclobutrazol drench at 2 ppm can be effective to control unwanted growth, if needed

Container Size schedules @ ADT of 72°F (22°C)	Total weeks from stick to finish
Quart 12-15 cm pot	12 weeks
Gallon 15-18 cm pot	12 weeks
8" / 20 cm at 1 ppp	12 weeks
10" / 25 cm at 3 ppp	12 weeks

More varieties in the VANESSA™ COMPACT series:



VANESSA™ COMPACT
Red

VANESSA™ COMPACT
Deep Pink

VANESSA™ COMPACT
White

VANESSA™ COMPACT
Bicolor Purple

VANESSA™ COMPACT
Bicolor Rose

VANESSA™ COMPACT
Lime

VANESSA™ COMPACT
Lavender

VANESSA™ COMPACT
Pink

VANESSA™ COMPACT
Violet

VANESSA™ COMPACT
Neon Pink

For additional technical growing information:

VANESSA™ COMPACT [CLICK HERE](#)



www.danzigeronline.com | [YouTube](#) [LinkedIn](#) [Facebook](#)